

# Nominating a cloud digital service provider (DSP) in Access Manager

## Contents

Introduction .....	1
Business nominating DSP.....	1

## Introduction

If you have purchased or subscribed to hosted cloud-based SBR-enabled software, you need to notify the ATO of your digital service provider.

You only need to notify the ATO of your digital service provider once. You can then remove, change or let them know about another provider at any time.

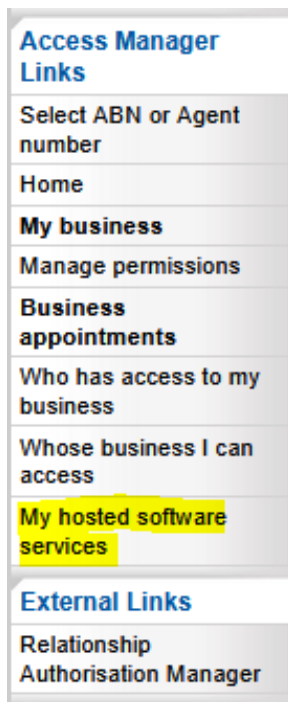
Before you begin you will need:

- the digital service provider's ABN or their name
- the software ID to complete the notification (your digital service provider will provide you with a software ID when you purchase or subscribe to their service).

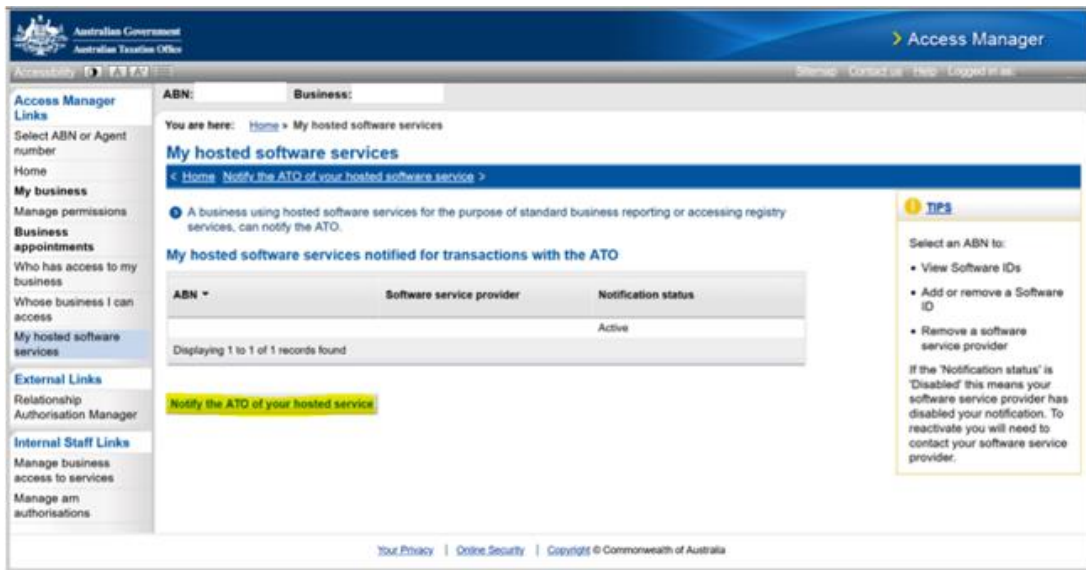
## Business nominating DSP

Login to Access Manager.

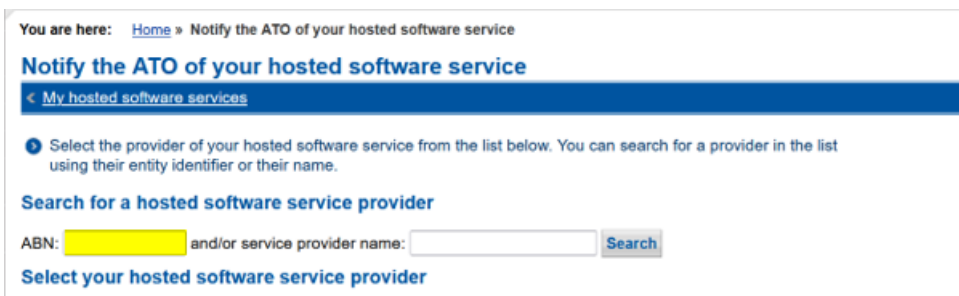
- Select **My hosted software services**



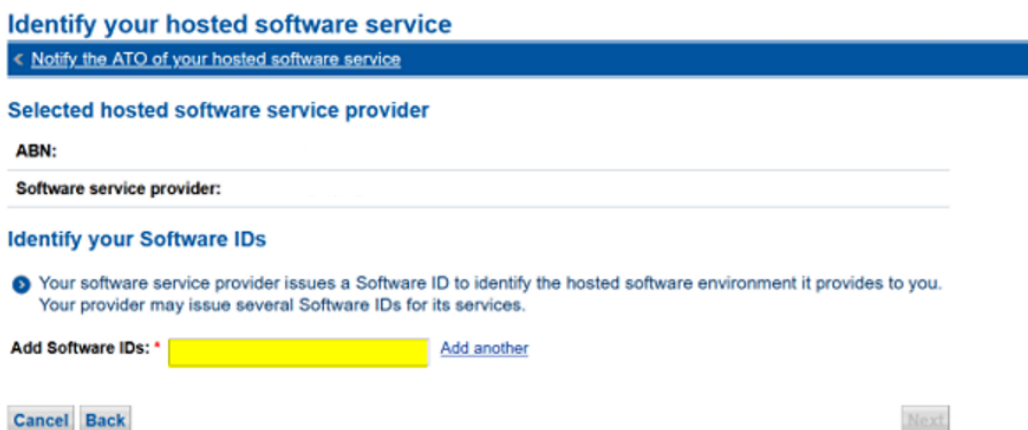
- Select **Notify the ATO of your hosted service**



- Search for Software provider ABN or name and select the ABN link



- Enter software ID provided by the digital service provider, then select **Next**



- Review details then select **Save**

You are here: [Home](#) » Save your notification to the ATO of your hosted software service

### Save your notification to the ATO of your hosted software service

[← Identify your hosted software service](#)

- Your hosted software environment is identified by reference to your hosted software service provider and the Software ID issued by it for the hosted software environment it provides you. Confirm both are correctly specified below.

#### Hosted software service provider

ABN:

Software service provider:

#### Software IDs

Software IDs

#### Notification

By selecting 'Save', I am notifying the ATO that:

- the hosted software service provider identified above provides my business with the hosted software environment/s identified by the Software ID/s listed above, and
- my business, for the purposes of its transactions with the ATO via the Standard Business Reporting or ABRS Registry Service channel, sends and receives those transactions to and from the ATO in that/those hosted software environments.

[Cancel](#) [Back](#)

[Save](#)

A success message will appear to confirm the hosted software service provider is saved successfully.